

### Features

- Modular Cabinet - build arrays with lighting and cabinets to suit
- Quiet close Safeseal® Gasket
- Mirrored interior with 4 adjustable glass shelves
- Includes magnetic tool holder, razor/phone holder and 3 tier tray
- Includes installation hardware for recess mounting
- Can be recessed, semi-recessed (kit required) or surface mounted (kit required)

### Construction

- Satin anodized aluminum body and door frame
- 3 mirror design – rear of cabinet and both sides of door
- Blum 170° self-closing hinges
- Safeseal® Gasket with sealed corners on cabinet body
- Adjustable shelving at 2" (5.1 cm) increments
- Clip-on accessories & magnet area provided with cabinet
- USB charging port
- Electric Option Cabinet:
  - Standard knock out for 1/2" (1.3 cm) cable connector
  - Wired internally - Front access serviceability
  - Sensor controlled LED Lit Shelf

### Codes/Standards Applicable

- Electric Option Models are ETL certified to:
  - UL 962
  - CSA Standard C22.2 No. 68

### Dimensions

Height: 39-3/8" (100 cm)  
 Width: 19-1/4" (48.9 cm)  
 Depth: 6-5/8" (16.8 cm) Surface, 7/8" (2.3 cm) Project from wall when recessed, and 3" (7.6 cm) Project from wall when Semi-Recessed

### Options

- Left or Right hand hinged
- Plain or Beveled front mirror
- Flat or Arched top mirror
- Decorative or Digital Wood Glass
- E2 Electric includes USB, 120VAC outlet and Lighted Interior
- E4 Electric includes USB, 120VAC outlet and Lighted Interior, Door Defogger and Nightlight
- Other widths / heights / depths available

### Installation Options

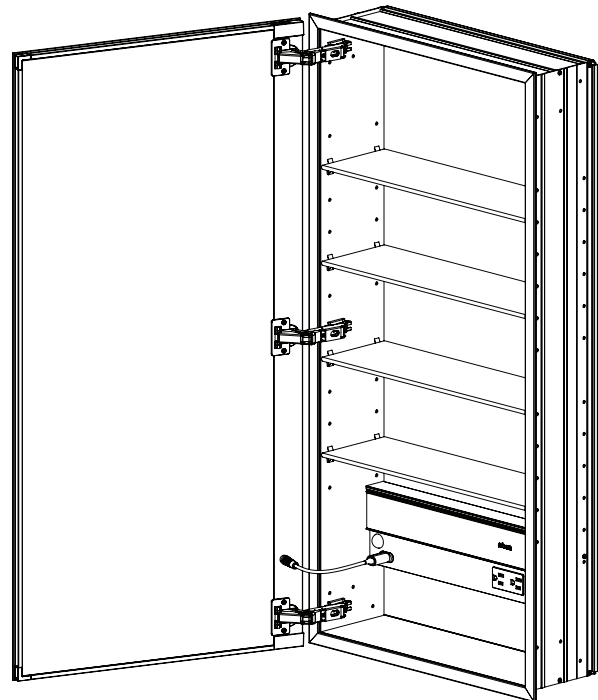
**Recessed Mount** - Rough Opening - 38-5/8" H x 18-1/2" W x 6" D (98.3 cm H x 47 cm W x 15.2 cm D)

**Semi-Recessed Mount** - Rough Opening - 38-5/8" H x 18-1/2" W x 4" D (98.3 cm H x 47 cm W x 10.2 cm D) Reference Surface Mount Kit when ordering  
 MSMK40D6SRP – Plain Mirror Kit  
 MSMK40D6SR## – Decorative Kit


**Surface Mount** - Reference Surface Mount Kit when ordering  
 MSMK40D6B – Beveled Mirror Kit  
 MSMK40D6P – Plain Mirror Kit  
 MSMK40D6## – Decorative Kit

**Gangs to M Series Cabinet** - Reference M Ganging Kit when ordering - MGKIT

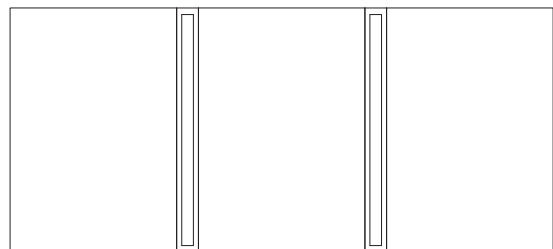
**Gangs to M Series Lighting** - Reference Ganging kit for the particular light option when ordering



(E4 Option Shown)



Ganging Cabinet-to-Cabinet Arrangement



Ganging Cabinet-to-Lights Arrangement

### Model Number Key

M Series	Cabinet	Width	Height	Depth	Door Style	Hinge Side	Options
M	C	20"	40"	D6	FP = Flat, Plain FB = Flat, Beveled AP = Arched, Plain AB = Arched, Beveled ## = Decorative Glass Option	L = Left R = Right	Blank = Non Electric E2 = Electric and Interior Light E4 = Electric, Interior Light, Defogger and Night Light TV = TViD

## Electrical System

- For electric Option Cabinets E2 or E4
- 120 VAC 60HZ 20A
- Field wire location as shown in drawing
- 1/2" conduit (Ø 7/8" actual) electrical knockout location shown below
- Low voltage LED light shelf
- USB charging port
- Low voltage LED door bottom nightlight with timer (E4)
- Door defogger (E4)

## Optional Accessories

- Safety Lock Box – SLB
- Glass Bins
- Pull-out Magnifying Mirror – POMM
- Swing out Magnifying Mirror – SOMM
- Lit Magnifying Mirror with or w/o dock
- Handle Kits
- Push-to-open Kit

